



SILENT

We're The Vibrator Guys.™

**VIBCO**

[www.VIBCO.com](http://www.VIBCO.com)

# “SILENT” Pneumatic

## CC SERIES



**CCF-2000  
CCF-4000**



**CCF-5000  
CCF-7000**

**CCL-2000  
CCL-4000**  
Use LC-2  
bracket



LUG BRACKET  
FOR



**CCL-7000  
CCL-5000**  
Use LC-1  
bracket

## MODEL CC HEAVY DUTY

- QUIET
- MEETS OSHA STANDARDS
- NO LUBRICATION REQUIRED

The only unit on the market to offer high force and absolutely quiet operation. Six units available. They all work on the **patented turbine principle**. Compressed air drives a specially designed turbine wheel, allowing the air to be channeled through the unit, then exhausting through muffler pads, making them virtually noiseless. None of these units need lubrication, all are prelubricated for life. Oversized bearings give the units years of trouble-free service.

### MODEL CCF-2000 & -4000, CCF-5000 & -7000

The quiet solution for large bins, hoppers and chutes. Ideal for the packing table and screen applications. The lightweight and high force output, CCF-2000 with 2,000 lbs. of force and CCF-5000 with 5,000 lbs. of force, replaces noisy 3 and 4" piston vibrators. The CCF-7000 with 7000 lbs. of force, 7200 VPM and 78dB is ideal for precast and prestressed concrete and replaces noisy roller vibrators with 100-110 dB.

### MODEL CCW-2000 & 4000

For portable applications CCW-2000 comes with either a 2" or 3" wide wedge. The 2" wedge is used on septic tanks, man holes, columns, portable hoppers and tote bins. The 3" wedge is used for larger forms such as wall and utility vaults, etc.

- EASILY REPAIRED IN THE FIELD
- PATENTED DESIGN

### MODEL CCW-5000

CCW-5000 the Quiet Railroad Carshaker, has in the last few years replaced the noisy piston railroad carshakers. Not only are they quiet, they need no lubrication and outlast the piston 3 to 1. Replaces 3" & 4" piston vibrators.

### MODEL CCL-2000, -4000, -5000 & -7000

The portable CCL-2000 uses the LC-2 lug bracket. Its light weight makes it ideal for all small concrete precast forms. Model CCL-5000 with its 75dB rating is ideal for tables, casting concrete panels, window frames, etc. or replacing large piston vibrators 4" and up on large bins. CCL-7000 with its special turbine wheel for below OSHA operation, only 78dB and high force 7000 lbs. and 7200 VPM, is now replacing the noisy 100-110dB roller vibrators in the concrete pipe, prestressed and precast industries. No lubrication is necessary. The oversized prelubricated bearings assure a long and maintenance free life.

### MODEL VSP-510

VSP-510 - A silent unit for concrete burial vaults, etc. as well as other applications where the vibrator is moved from form to form or bin to bin. They meet OSHA standards for being completely noiseless, never need lubrication and outlast standard pistons three to one.

Dimensions: 7"L x 4"W x 8"H

Pin Diameter: 1" - Fits into UPF female bracket.

# Turbine Vibrators



**CCW-5000 RAILROAD CARSHAKER**

**Female Brackets**



**UWF-1** for 2" Wedge  
**UWF-3** for 3" Wedge



**CCW-2000**  
2" Wedge  
**CCW-4000**  
3" Wedge

**HEAVY DUTY SERIES**



**VSP-510**    **UPF**

**TECHNICAL DATA**


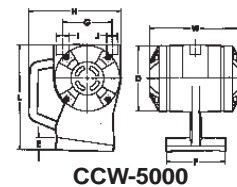
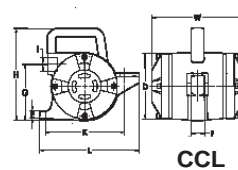
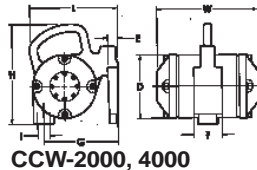
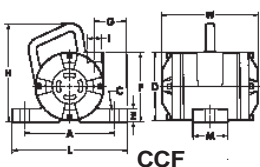
Model	Weight		60 PSI		80 PSI			Max. Lbs.** Material in Bin	
	lbs.	kg.	Speed VPM	CFM	Speed VPM	CFM	Force lbs. N*		dB*
<b>CCF, CCL &amp; CCW-2000</b>	23	10.5	4000	30	6000	40	2000 8998	78	20000
<b>CCF, CCL &amp; CCW-4000</b>	23	10.5	4000	30	6000	40	4000 17996	78	40000
<b>CCF &amp; CCL-5000</b>	48	21.8	4000	35	6000	50	5000 22245	75	50000
<b>CCW-5000</b>	48	21.8	5000	40	7200	50	7000 31143	78	70000
<b>CCF &amp; CCL-7000</b>	48	21.8	5000	40	7200	50	7000 31143	78	70000
<b>VSP-510</b>	15	6.8	4000	18	4500	21	1000 4004	77	9000

Data obtained on Laboratory test block. Frequency and force will decrease on less rigid mount. Note: Dimensions & data subject to change without notice.  
\* Decibel from A-scale at 1 meter and 80 PSI. N = Centrifugal force in Newton.  
\*\* Rule of thumb for sizing "One lb. Vibrator Force" to each 10 lbs. of Bin Content" at 80 PSI.


**DIMENSIONS**

Model	A	C**	L	W	H	D	E	F	G	I*	J*	K	M
	inch/mm	inch/mm	inch/mm	inch/mm	inch/mm	inch/mm	inch/mm	inch/mm	inch/mm	inch/mm	inch/mm	inch/mm	inch/mm
<b>CCF-2000&amp;4000</b>	6 152	5/8 16	7 1/2 191	8 1/16 205	7 1/8 181	5 1/16 129	3/4 19	5/8 137	1 3/4 44	3/4 - NPT	-	-	2 51
<b>CCL-2000&amp;4000</b>	-	-	7 178	8 1/16 205	7 1/4 184	5 1/16 129	3/8 10	3/4 19	4 1/8 105	3/4 - NPT	-	6 152	-
<b>CCW-2000</b>	-	-	7 178	8 1/16 205	8 203	5 1/16 129	7/8 22	2 1/4 57	5 5/16 151	3/4 - NPT	-	-	-
<b>CCW-4000</b>	-	-	7 178	8 1/16 205	8 203	5 1/16 129	7/8 22	3 1/8 79	5 5/16 151	3/4 - NPT	-	-	-
<b>CCF-5000&amp;7000</b>	8 203	3/4 19	10 1/4 260	8 5/8 219	8 7/8 225	6 1/16 154	1 1/8 29	6 1/4 159	2 7/8 73	1 - NPT	-	-	3 1/8 79
<b>CCL-5000&amp;7000</b>	-	-	9 3/8 238	8 5/8 219	8 5/8 219	6 1/16 154	1 3/16 21	1 1/4 32	5 1/4 133	1 - NPT	-	8 203	-
<b>CCW-5000</b>	-	-	9 3/4 248	8 5/8 219	8 5/8 219	6 1/16 154	1 1/8 29	5 1/2 140	4 5/8 117	1 - NPT	3/4 - NPT	-	-

\*NPT Pipe Tap Size    \*\*Bolt Size    Note: Dimensions & data subject to change without notice.



CCW-2000 on distribution boxes



CCW-5000 railroad car shaker



VSP-510 on burial vault forms

**“SILENT”**

# Pneumatic Vibrators

## BBS SERIES

## FBS SERIES



**BBS-160**  
**BBS-190**

**BBS-130**

**BBS-100**

**FBS-160**  
**FBS-190**

**FBS-130**

**FBS-100**

## MODEL BBS & FBS

BBS-100, 130, 160 and 190 - smallest of VIBCO turbine vibrators; with versatile mount and aluminum\* housing. Never needs oil for continuous duty operation. The FBS-100, 130, 160 and 190 are designed especially

as a match plate vibrator for the foundry industry. For fast start, high RPM and force and low noise with a built-in muffler. The match plate vibrators to be used only for intermittent duty.

\*Malleable casting available on special order.

## TECHNICAL DATA

Model	Weight***		60 PSI		80 PSI					Max. Lbs.** Material In Bin
	lbs.	kg.	Speed VPM	CFM	Speed VPM	CFM	lbs.	Force N	dB*	
<b>BBS-100</b>	5 oz.	.142	12000	3.5			20	89	66	200
<b>BBS-130</b>	9 oz.	.255	8000	4.5	10500	5.5	75	334	67	750
<b>BBS-160</b>	12 oz.	.340	5500	5	9000	7	160	712	67	1600
<b>BBS-190</b>	15 oz.	.425	8500	5	10000	7	250	1112	70	2500
<b>FBS-100</b>	10.5 oz.	.298	15000	5			30	133	66	For Match-Plates
<b>FBS-130</b>	16 oz.	.454	13000	6	15000	7	150	667	68	For Match-Plates
<b>FBS-160</b>	24 oz.	.680	10500	6	13000	7	225	1001	68	For Match-Plates
<b>FBS-190</b>	26 oz.	.737	8500	6	10000	8	250	1112	70	For Match-Plates

Data obtained on Laboratory test block. Frequency and force will decrease on less rigid mount.

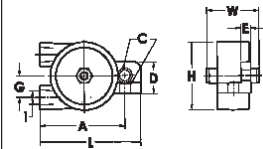
Note: Dimensions & data subject to change without notice.

\* Decibel from A-scale at 1 meter and 80 PSI. N = Centrifugal force in Newton.

\*\* Rule of thumb for sizing "One lb. Vibrator Force" to each 10 lbs. of Bin Content" at 80 PSI.

Model	A		C**		L	W		H	D	E		G	I*				
	inch/mm	inch/mm	inch/mm	inch/mm	inch/mm	inch/mm	inch/mm	inch/mm	inch/mm	inch/mm	inch/mm	inch/mm	inch/mm				
<b>BBS-100</b> <b>FBS-100</b>	2 <sup>5</sup> / <sub>8</sub>	67	5 <sup>1</sup> / <sub>16</sub>	8	3 <sup>1</sup> / <sub>4</sub>	83	1 <sup>5</sup> / <sub>8</sub>	41	2	51	1	25	5 <sup>1</sup> / <sub>16</sub>	8	9 <sup>1</sup> / <sub>16</sub>	14	1/8 - NPT
<b>BBS-130</b> <b>FBS-130</b>	3 <sup>3</sup> / <sub>16</sub>	81	3/8	10	3 <sup>3</sup> / <sub>4</sub>	95	1 <sup>7</sup> / <sub>8</sub>	48	2 <sup>1</sup> / <sub>4</sub>	57	1 <sup>3</sup> / <sub>16</sub>	30	5 <sup>1</sup> / <sub>16</sub>	8	5/8	16	1/4 - NPT
<b>BBS-160&amp;190</b> <b>FBS-160&amp;190</b>	3 <sup>9</sup> / <sub>16</sub>	90	3/8	10	4 <sup>1</sup> / <sub>8</sub>	105	2	51	2 <sup>9</sup> / <sub>16</sub>	65	1 <sup>1</sup> / <sub>4</sub>	32	5 <sup>1</sup> / <sub>16</sub>	8	3/4	19	1/4 - NPT


## DIMENSIONS




\*NPT Pipe Tap Size

\*\*Bolt Size


Note: Dimensions & data subject to change without notice.



VS-250 on transfer chute



VS-190 on test table



FBS-190 on molding machine



# VIBRATION PRODUCTS

Established 1962

### THIS IS VIBCO

Qualified engineers, with over 40 years of experience in the vibrator field, assure you of the latest developments in vibration engineering. Well trained craftsmen put these developments into the most reliable and long lasting vibration equipment available today.

### OUR MOTTO

"ANOTHER FIRST BY VIBCO – QUALITY ENGINEERED PRODUCTS"

### FIRST:

First in the development of new products, first in using new techniques and materials, and first in following O.S.H.A. and ecology programs.

### U.S. PATENTS:

Most of VIBCO's products are manufactured under one or more of the following U.S. patents: 3.638.914; 3.672.639; 3.790.137; 3.870.282; 3.932.057; 3.938.905; 3.945.246; 4.042.102; 4.280.616; 4.389.120; 4.407.403; 4.583.414; 4.590.814; 4.653.927; 4.425.813; 5.143.256; 5.439.314; 5.672.027; 5.580.234.

These patents also applied for in most other countries.

### QUALITY ENGINEERED PRODUCTS:

The most complete and reliable line of vibration products available on the market today.

---

## FREE TRIAL

CONVINCE YOURSELF THAT OUR VIBRATOR WILL SOLVE YOUR VIBRATION PROBLEM AT

## NO RISK TO YOU

Ask for any one of our standard units for a **Free 10 Day Trial** to make sure the unit performs to **YOUR** satisfaction and does what **YOU** intended it to do. Your only obligation is to pay the Freight Charges.

To get your **FREE TRIAL UNIT** send us your purchase order marked "**FOR FREE TRIAL**" or call **1-800-633-0032**.

---

### OUR GUARANTEE IS VERY SIMPLE:



WE GUARANTEE OUR VIBRATORS TO PERFORM TO YOUR SATISFACTION OR THEY CAN BE RETURNED FOR FULL CREDIT OR EXCHANGED. We allow a 10 day trial at NO CHARGE to give you the opportunity to test the unit and make sure it does the job you intended it to do.

**ALL VIBCO's VIBRATORS ARE MADE IN THE U.S.**

---

**PHONE: 800-633-0032 • www.vibco.com • FAX: 401-539-2584**



We're The **SILENT** Vibrator Guys.™

and your **ONE** supply of **SILENT** Air and Electric Vibrators

## NOISE – HOW TO CONTROL IT

### VIBCO's SILENT TURBINE AIR VIBRATORS REPLACE NOISY BALL, ROLLER & PISTON VIBRATORS SIZE FOR SIZE

As a general rule for standard applications limit your selection of vibrators to the electric Model SCR adjustable speed and force vibrators (page 23 & 24) and the pneumatic silent turbine vibrators (page 3-12). These electric and pneumatic vibrators will give you the latest in vibration technology and design with the lowest noise, the best life, the least maintenance, and the lowest energy consumption.

## TABLE OF CONTENTS

<b>ELECTRIC</b>	<b>PAGE NO.</b>
<b>Model SCR</b> Adjustable speed and force vibrators	23-24
<b>Model 2P, 4P, 6P &amp; 8P</b> Electric - Heavy Duty vibrators offer 3600, 1800,1200 & 900 RPM vibrators up to 10000 lbs force in 3 phase and up to 2000 lbs force in single phase. Available in both 60 & 50 cycles.	25-28
<b>Model SPR &amp; CE</b> - Small impact line open or totally enclosed and some water tight offers a small impact force for 115 or 230 volt 1 phase operation.	29-30
<b>Model US</b> - High Frequency line with frequencies up to 10000 VPM - A bin vibrator will easily move powdery materials like cement in weigh-batchers or consolidate concrete in septic tanks, man holes, forms, etc. (ask for catalog)	31-32
<b>Model DC</b> - 12 Volt battery operated vibrators ideal for mobile applications, the smaller units for screens & spreaders, the larger units & DC-3500 as dump body vibrators.	31-32
<b>Model PX</b> - Explosion proof in class 1 Group D & Class 2 Group F & G, Division 1 & 2.	33
<b>Model SFC</b> - End mounted in 3 phase & single phase, low cost heavy duty.	34
<b>Model FC</b> - Fan cooled for high ambient heat applications.	34
<b>PNEUMATIC</b>	
<b>Model BBS, FBS, VS, BVS, CC, MLT, MLTSS</b> - Silent Pneumatic Turbine	3-12
<b>Model BB, BV &amp; V</b> - Ball vibrators, simple design, will operate in temperatures up to 350 degrees F. Need lubrication.	13-14
<b>Model Piston Vibrators</b> - Low cost, powerful units, need lubrication & clean air. Linear force makes them ideal for screens & feeders, smaller units for foundry match plates. Many special designs like extended piston 50-EPS, single impacting LI models etc.	15-18
<b>Model SVRS</b> - High frequency and force up to13000VPM with low dB reading 80-90, used on all types of precast, prestressed & concrete pipe forms. Many different brackets available for portable applications (see catalog), as railroad carshakers and bin vibrators for large bins with sticky materials.	19-20
<b>Model SVR</b> - Same as Model SVRS but without muffler making them noisier with a dB reading of 95-100. Lower cost than the SVRS units.	19-20
<b>Model PC, PF</b> - Typical use RR-car shakers, both as clamp on or fitting into dove tail brackets on the RR cars.	21-22
<b>HYDRAULIC</b>	
<b>Model LH</b> - Heavy duty, large bearings, long life, linear force for screen & feeder applications.	21-22
<b>Model HLF</b> - Low cost hydraulics for up to 1300 lbs of force.	21-22
<b>Model HF</b> - With forces up to 3500 lbs patented coupling between motor & vibrating unit increasing motor life & eliminating early motor failure.	21-22
<b>Model B</b> - Small size with force up to 600 lbs at 1000 PSI.	21-22

Note: For additional Vibco Products see pages 35-46. For additional selection data see pages 47-50.

Note: Dimensions & data subject to change without notice.

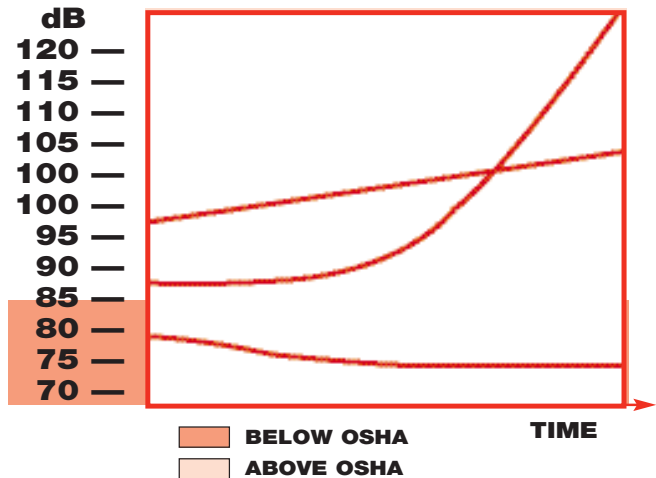
# “SILENT” Pneumatic

## BEST BY TEST

### DBA — NOISE — LIFE CURVE

Turbine vibrators maintain 70-75 db's throughout their entire life, as compared to sharp increases in noise levels of ball roller and piston type vibrators. Turbine sound levels actually reduce after a short “break-in” period and retain a constant low sound level throughout their life. Although ball and roller vibrators start at under OSHA limits, they quickly and steadily increase noise levels to well above OSHA, to beyond bearable range. (See curve.) This is caused by ball or roller jumping and accelerating each time it passes the air inlet, causing pitting and continuing wear to the ball and races.

A turbine vibrator outlasts a ball vibrator 3 to 1.



### WHY REPLACE A BALL VIBRATOR WITH A TURBINE VIBRATOR

1. NOISE — Average turbine as low as 72db.
2. ENERGY CONSUMPTION — Turbine takes less air, while air consumption steadily increases on a ball vibrator, it decreases in the turbine as the bearings are “broken in”.
3. LIFE — The effective life of the turbine far exceeds the life of a ball. See above dba — NOISE — LIFE CURVE.
4. EFFICIENCY — The turbine maintains its speed during its complete life. The ball unit starts to lose its speed and efficiency from the very start due to pitting of ball and ballrace. See above dba — NOISE — LIFE CURVE.
5. NO LUBRICATION — Bearings are sealed and prelubricated for life.

### WHERE TO USE

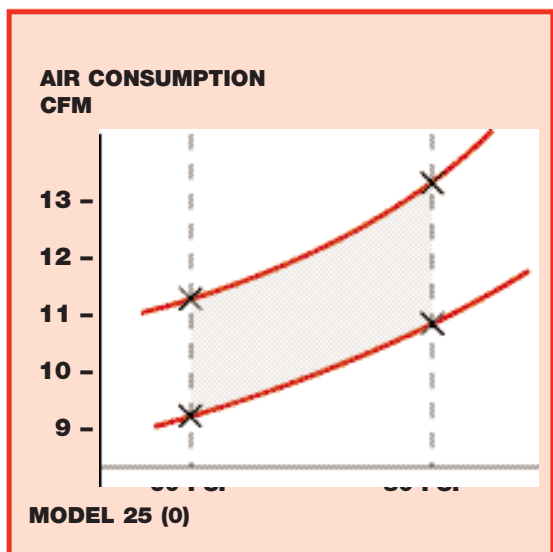
Because of their fool-proof operation and their lessening of noise in production areas, the Silent Air Turbine Vibrators have quickly become the specified and standard units for many industries and in many leading plants. Examples are: parts feeding on tracks and trays in the automotive industry; on batchers, supply hoppers and chutes of chemical and plastics production and packaging lines; and on foundry match-plates, shake-outs and sand hoppers.

Other typical uses include: screening, separating and sizing of both fine and coarse powdered materials: settling, compacting and leveling in packaging; orientation and feeding of parts. Also, unjamming caps, cans and jars; aiding or controlling flow of material thru hoppers, screens, chutes. Size for size and mount same as for ball units.

## LIFETIME WARRANTY AGAINST WORKMANSHIP & MANUFACTURING DEFECTS

# Turbine Vibrators

**A: SILENT TURBINE VIBRATORS USE 50% LESS AIR THAN COMPARABLE PNEUMATIC BALL VIBRATORS**



## AIR CONSUMPTION

A ball vibrator draws up to over 50% more air than a turbine vibrator. The ball in a ball vibrator takes up only 1/20 of available space in the housing and the majority of the air pushing the ball around in the ballrace is wasted and exhausted without producing any work. In a turbine vibrator, the turbine fits snugly in the housing and only a very minimal amount of air can escape without producing any work.

## EFFICIENCY

The turbine vibrator has a high level of efficiency throughout its life. Ball vibrators immediately lose speed and efficiency due to pitting of the ball and ballrace. An added plus to the turbine vibrator is that it is not subject to pitting and the turbine vibrator does not require airline lubrication like the ball vibrator.

## NOISE

Turbine vibrators maintain 70-75 dB throughout their entire life as compared to sharp increases in noise levels of ball, roller and piston vibrators, which can reach up to 100 dB or more.

**B: VIBCO SILENT TURBINE VIBRATORS CAN SAVE UP TO 56% OF THE AIR CONSUMPTION OF COMPETITIVE BALL VIBRATOR MODELS.**

See Chart Below

VIBCO TURBINE MODEL	CFM/ 60 PSI	COMPETITIVE BALL MODELS*	SAVED CFM BY USING VIBCO TURBINE VERSUS:**		
			MARTIN	COUGAR	GLOBAL
BVS & VS 100	4	6	11%	11%	56%
BVS & VS 130	4.5	13	40%	40%	70%
BVS & VS 160	7	16	N/A	N/A	14.6%
BVS & VS 190	7.5	19	32%	32%	37.5%
BVS & VS 250	8	25	38.5%	38.5%	55.5%
BVS & VS 320	9	32	47%	47%	44%
BVS & VS 380	16	38	20%	20%	36%
BVS & VS 440	18	44	14%	14%	48.5%
BVS & VS 510	18	51	N/A	20%	33%
BVS & VS 570	21	57	***54%	N/A	N/A

\*Covers ball vibrators

\*\*Values taken from published catalogs

\*\*\* Roller vibrator



# "SILENT" Pneumatic

## VS SERIES



**VS-510**



**VS-380**



**VS-320**



**VS-250**



**VS-190**



**VS-160**



**VS-130**



**VS-100**

### MODEL VS: BUILT-IN MUFFLER

Model VS Turbine Vibrators offer the feature of a BUILT-IN-MUFFLER. Ideal for rough applications or where moving machinery might damage external accessories. Eight sizes with forces up to 900 lbs. Popular for air material-conveying systems, medium size batch hoppers, etc. Available in both aluminum and malleable castings.

- Simple
- Built-In Muffler
- Totally Enclosed
- Continuous Duty
- Noiseless
- Maintenance Free
- Adjustable Speed
- Sturdy Cast Housings
- Heavy Duty Turbine Wheel



Ask for Catalog #9127

### TECHNICAL DATA

Model	Weight***		60 PSI		80 PSI					Max. Lbs.** Material In Bin	
	lbs.	kg.	Speed VPM	CFM	Speed VPM	CFM	lbs.	Force	N		dB*
<b>VS-100</b>	7/13 oz.	.198/.368	12000	4			20		89	66	200
<b>VS-130</b>	11/21 oz.	.312/.595	8000	4.5	10500	5.5	75		334	67	750
<b>VS-160</b>	3	1.4	10000	7	12000	8	160		712	70	1600
<b>VS-190</b>	3.5	1.6	4200	7.5	7200	9	270		1201	70	5000
<b>VS-250</b>	5	2.3	5500	9	7200	10.5	500		2225	70	5000
<b>VS-320</b>	6.5	2.9	5200	9	6800	11	600		2669	69	7000
<b>VS-380</b>	11.5	5.2	4600	16	5200	17	725		3226	72	7250
<b>VS-510</b>	15	6.8	4000	18	4500	21	900		4004	77	9000

Data obtained on Laboratory test block. Frequency and force will decrease on less rigid mount. Note: Dimensions & data subject to change without notice.  
 \* Decibel from A-scale at 1 meter and 80 PSI. N = Centrifugal force in Newton.  
 \*\* Rule of thumb for sizing "One lb. Vibrator Force" to each 10 lbs. of Bin Content" at 80 PSI.  
 \*\*\* Fist Figure Aluminum 2nd - malleable iron.


Model	A		B		C**		L		W		H		D		E		F		G		I*		J		K	
	inch/mm	inch/mm	inch/mm	inch/mm	inch/mm	inch/mm	inch/mm	inch/mm	inch/mm	inch/mm	inch/mm	inch/mm	inch/mm	inch/mm	inch/mm	inch/mm	inch/mm	inch/mm	inch/mm	inch/mm	inch/mm	inch/mm	inch/mm	inch/mm	inch/mm	inch/mm
<b>VS-100</b>	3	76	-	-	1/4	6	3 3/8	98	1 7/8	48	2	51	3/4	19	3/8	10	1 5/16	33	1 11/16	43	1/8 - NPT	5/8	16	1	25	
<b>VS-130</b>	4	102	-	-	3/8	10	4 7/8	124	2	51	2 5/16	59	1 5/16	24	3/8	10	1 1/2	38	1 15/16	49	1/8 - NPT	3/4	19	1 1/4	32	
<b>VS-160</b>	4	102	-	-	3/8	10	5 1/8	130	2 7/8	73	3	76	1 7/16	37	1 1/16	17	1 1/8	48	2 1/16	62	1/4 - NPT	7/8	22	1 5/8	41	
<b>VS-190</b>	4	102	-	-	3/8	10	5 11/16	138	3 1/4	83	3 1/16	78	1 5/16	33	5/8	16	2 1/8	54	2 1/2	64	1/4 - NPT	7/8	22	1 3/4	44	
<b>VS-250</b>	4	102	-	-	1/2	13	5 1/2	140	3 5/8	92	3 11/16	94	1 1/2	38	9/16	14	2 1/4	57	3	76	1/4 - NPT	1 1/8	29	1 7/8	48	
<b>VS-320</b>	4	102	-	-	1/2	13	5 1/2	140	4	102	4 3/4	121	1 3/4	44	1 3/16	21	2 1/4	57	4 1/8	105	3/8 - NPT	1 1/4	32	2 3/4	70	
<b>VS-380</b>	5 1/2	140	1 1/4	32	3/8	10	6 7/8	175	4 3/4	121	4 7/8	124	2 1/4	57	1	25	2 7/8	73	4	102	3/8 - NPT	1 1/2	38	2 1/2	64	
<b>VS-510</b>	5 1/2	140	1 3/4	44	3/8	10	6 15/16	176	4 3/4	121	5 3/8	137	2 3/4	70	1	25	3 1/4	83	4 3/4	121	1/2 - NPT	1 3/4	44	2 7/8	73	

\*NPT Pipe Tap Size      \*\*Bolt Size

Note: Dimensions & data subject to change without notice.

# Turbine Vibrators

## BVS SERIES



### MODEL BVS: THREADED EXHAUST

VIBCO offers 10 models in the extra heavy duty BVS series. The use of non-lubricated air supply makes the BVS turbine vibrators perfect for applications in food and pharmaceutical (etc.) industries where oil exhaust would be objectionable. Exhaust port is threaded for piping off of air exhaust in closed, sanitized systems. Extra large amplitudes and wide range of sizes makes the BVS's ideal for quickly moving parts or materials.

- Quiet, Meets OSHA As Low As 68 dB at 1 Meter
- No Lubrication Required
- Easily Repaired - One Moving Part
- Patented Design
- High Force Output
- Outlasts Piston Vibrators 3 to 1
- Oversized Bearings

### TECHNICAL DATA

Model	Weight***		60 PSI		80 PSI					Max. Lbs.** Material In Bin	
	lbs.	kg.	Speed VPM	CFM	Speed VPM	CFM	lbs.	Force	N*		dB*
BVS-60	7/13 oz.	.198/.368	12000	4			20		89	66	200
BVS-130	10/20 oz.	.283/.567	8000	4.5	10500	5.5	75		334	67	750
BVS-160	3	1.4	9500	7	11000	8	160		712	70	1600
BVS-190	3.5	1.6	5500	7.5	7200	8.5	270		1201	71	2700
BVS-250	6	2.7	5200	8	7200	9	480		2136	72	4800
BVS-320	8.5	3.9	5500	9	6800	10	600		2669	70	5300
BVS-380	13	5.8	4500	16	5000	18	670		2981	74	6700
BVS-440	16	7.3	4300	18	4800	21	700		3114	76	7000
BVS-510	16	7.3	4000	18	4500	21	900		4004	77	9000
BVS-570	23	10.4	3600	21	4000	26	1050		4671	83	10500

Data obtained on Laboratory test block. Frequency and force will decrease on less rigid mount. Data subject to design changes.

\* Decibel from A-scale at 1 meter and 80 PSI. N = Centrifugal force in Newton.

\*\* Rule of thumb for sizing "One lb. Vibrator Force" to each 10 lbs. of Bin Content" at 80 PSI.

\*\*\* Fist Figure Aluminum 2nd - malleable iron.

Model	A		C**		L		W		H		D		E		F		G		I*		J*	
	inch/mm	inch/mm	inch/mm	inch/mm	inch/mm	inch/mm	inch/mm	inch/mm	inch/mm	inch/mm	inch/mm	inch/mm	inch/mm	inch/mm	inch/mm	inch/mm	inch/mm	inch/mm	inch/mm	inch/mm	inch/mm	inch/mm
BVS-60	3	76	1/4	6	3 <sup>13</sup> / <sub>16</sub>	97	1 <sup>5</sup> / <sub>8</sub>	41	2 <sup>7</sup> / <sub>16</sub>	62	3/4	19	5/8	16	1 <sup>3</sup> / <sub>16</sub>	30	1 <sup>1</sup> / <sub>4</sub>	32	1/8 - NPT	1/8 - NPT		
BVS-130	4	102	3/8	10	4 <sup>7</sup> / <sub>8</sub>	124	1 <sup>7</sup> / <sub>8</sub>	48	2 <sup>5</sup> / <sub>8</sub>	67	7/8	22	5/8	16	1 <sup>1</sup> / <sub>16</sub>	43	1 <sup>7</sup> / <sub>8</sub>	48	1/8 - NPT	1/4 - NPT		
BVS-160	4	102	3/8	10	5 <sup>1</sup> / <sub>2</sub>	140	2 <sup>7</sup> / <sub>8</sub>	73	3 <sup>5</sup> / <sub>8</sub>	92	1 <sup>3</sup> / <sub>8</sub>	35	9/16	14	1 <sup>11</sup> / <sub>16</sub>	43	1 <sup>7</sup> / <sub>8</sub>	48	1/4 - NPT	3/8 - NPT		
BVS-190	4	102	3/8	10	5 <sup>1</sup> / <sub>4</sub>	133	3 <sup>3</sup> / <sub>16</sub>	81	3 <sup>7</sup> / <sub>16</sub>	87	1 <sup>5</sup> / <sub>16</sub>	33	7/8	22	1 <sup>9</sup> / <sub>16</sub>	40	1 <sup>7</sup> / <sub>8</sub>	48	1/4 - NPT	3/8 - NPT		
BVS-250	5	127	1/2	13	6 <sup>3</sup> / <sub>4</sub>	171	3 <sup>9</sup> / <sub>16</sub>	90	3 <sup>15</sup> / <sub>16</sub>	100	1 <sup>5</sup> / <sub>8</sub>	41	7/8	22	1 <sup>7</sup> / <sub>8</sub>	48	2 <sup>5</sup> / <sub>16</sub>	59	1/4 - NPT	3/8 - NPT		
BVS-320	5	127	1/2	13	6 <sup>3</sup> / <sub>4</sub>	171	4	102	4 <sup>7</sup> / <sub>8</sub>	124	1 <sup>5</sup> / <sub>8</sub>	41	1 <sup>1</sup> / <sub>8</sub>	29	2 <sup>1</sup> / <sub>4</sub>	57	2 <sup>3</sup> / <sub>4</sub>	70	3/8 - NPT	1/2 - NPT		
BVS-380	6	152	5/8	16	7 <sup>15</sup> / <sub>16</sub>	202	4 <sup>3</sup> / <sub>4</sub>	121	5 <sup>13</sup> / <sub>16</sub>	148	2	51	1 <sup>1</sup> / <sub>8</sub>	29	2 <sup>11</sup> / <sub>16</sub>	68	3	76	3/8 - NPT	1/2 - NPT		
BVS-440	7	178	5/8	16	8 <sup>15</sup> / <sub>16</sub>	227	4 <sup>3</sup> / <sub>4</sub>	121	5 <sup>9</sup> / <sub>16</sub>	146	2 <sup>3</sup> / <sub>16</sub>	56	1 <sup>3</sup> / <sub>16</sub>	30	2 <sup>7</sup> / <sub>16</sub>	62	3 <sup>7</sup> / <sub>16</sub>	87	1/2 - NPT	3/4 - NPT		
BVS-510	7	178	5/8	16	8 <sup>15</sup> / <sub>16</sub>	227	4 <sup>3</sup> / <sub>4</sub>	121	5 <sup>3</sup> / <sub>4</sub>	146	2 <sup>1</sup> / <sub>4</sub>	57	1 <sup>1</sup> / <sub>4</sub>	32	2 <sup>9</sup> / <sub>16</sub>	65	3 <sup>7</sup> / <sub>16</sub>	87	1/2 - NPT	3/4 - NPT		
BVS-570	8	203	3/4	19	10 <sup>3</sup> / <sub>16</sub>	259	5 <sup>7</sup> / <sub>16</sub>	138	7 <sup>1</sup> / <sub>4</sub>	184	2 <sup>15</sup> / <sub>16</sub>	75	1	25	3 <sup>1</sup> / <sub>8</sub>	79	4	102	3/4 - NPT	1 - NPT		

\*NPT Pipe Tap Size \*\*Bolt Size

Note: Dimensions & data subject to change without notice.

# “SILENT”

# Pneumatic

## SANITARY MLT SERIES



**MLT-320  
MHI-320**



**MLT-250  
MHI-250**



**MLT-190  
MHI-190**



**MLT-130  
MHI-130**



**MLTSS-130  
MHISS-130**



**MLTSS-190  
MHISS-190**



**MLTSS-320  
MHISS-320**

## MODEL MLT & MHI SANITARY TURBINE

- **IDEAL FOR SANITARY APPLICATIONS EVEN IN HARSH CHEMICAL ENVIRONMENTS**
- **MANY DIFFERENT SANITARY FINISHES AVAILABLE**

The NEW Millennium Line of Sanitary Pneumatic Turbine (MLT/MHI) Vibrators is your solution for all sterile/clean applications. The line consists of the MLT & MHI-130, -190, -250 and 320; all are designed for the most adverse applications. Their extruded aluminum housings, stainless steel shafts, and aircraft aluminum covers, give these vibrators additional strength, durability and long life. They are also designed with slotted mounting holes for easy installation on many bolt patterns and tapped exhaust ports that allow exhausting air to be piped off to insure a clean environment. These units can be supplied with a variety of sanitary finishes such as: high gloss dairy white industrial enamel, anodized or unpainted aluminum.

Ideal for applications in industries that require a sanitary vibrator. Such industries include: food, beverage, and pharmaceutical industries.

Model MLT-250, as part of the millennium Turbine Line of Vibrators has high speed sealed bearings that are pre-lubricated for life making them maintenance free. They have an operating range of 30-80 PSI and a maximum operating temperature of 250°F or 120°C. Decibel readings well below OSHA limits, as low as 68dB on A-scale at 1 meter with no more sound than an electric motor. The patented millennium turbine vibrator draws 50% less air than a comparable ball vibrator and lasts three times longer. Like the rest of VIBCO's products these are 100% made in the USA and competitively priced.

The MLT & MLTSS are designed for continuous duty at up to 80 PSI and have heavy duty bearings for long life.

The MHI & MHISS Lines are designed to produce high frequency and maximum forces. Intermittent duty only. (30 seconds max. continuous running. Running time equal to or less than off time.)

## MODEL MLTSS & MHISS STAINLESS STEEL

- **CONSTRUCTED OF 303 STAINLESS STEEL**
- **COMPLETELY MADE IN USA WITH VIBCO's PATENTED DESIGN**

**MODEL MLTSS & MHISS** -130, -190, -320 – Stainless Steel Pneumatic Turbine Vibrators are constructed of 303 Stainless, specifically made for any sanitary application found in the pharmaceutical, food and beverage or other caustic chemical type environments, like the plating industry. The **MLTSS & MHI** vibrators are totally enclosed and wash down safe. No lubrication is necessary as the bearings are pre-lubricated for life, making them maintenance FREE. Exhausting air can either be muffled or ported to an outside location preserving a sanitary environment.

Advantages of the **MLTSS & MHISS** line of sanitary vibrators include:

- Non-corroding housing
- Wash down safe clean flat surface makes for easy wipe down
- Lowest noise levels in the industry, no more sound than an electric motor 68-75 dB
- Air consumption at 50% less than comparable ball vibrators
- 100% made in the USA, ships from **STOCK**

Operating pressure is 30-80 PSI with a maximum operating temperature of 250F or 120C.

# Turbine Vibrators

## STAINLESS STEEL AND MLT SERIES

### TECHNICAL HIGHLIGHTS

- Pressure range 30 to 80 PSI
- Operating temp. max 250°F, 120°C
- Decibel level as low as 68 dB on A-scale at 1 meter
- Air consumption 50% less than comparable ball vibrators
- Bearings are prelubricated for life

### TECHNICAL DATA

MODEL	WEIGHT		60 PSI***				80 PSI***				dB****
	lbs.	kg.	Speed VPM*	CFM	Force (lbs.)	Force(N)	Speed VPM*	CFM	Force (lbs.)	Force (N)	
MLT-130 MLTSS-130	1 2	.45 .9	8600	4.5	50	225	10500	5.5	75	334	68
MLT-190 MLTSS-190	2 7	.91 3.2	5500	7.5	160	710	7200	8.5	270	1200	71
MLT-250	2.4	1.08	5200	8	250	1115	7200	9	480	2136	72
MLT-320 MLTSS-320	4.5 13	2.04 6.0	5500	9	390	1740	6800	10	600	2669	70
MHI-130 MHISS-130	1 2	.45 .9	17200	4.5	200	890	21000	5.5	300	1340	68
MHI-190 MHISS-190	2 7	.91 3.2	8000	7.5	335	1490	10500	8.5	575	2560	71
MHI-250	2.4	1.08	7400	8	510	2270	10200	9	965	9290	72
MHI-320 MHISS-320	4.5 13	2.04 6.0	7200	9	675	3000	10000	10	1300	5780	70

\* Vibrations per minute N = Centrifugal force in Newtons

\*\*\* Test data are close to actual performance data of the unit on a typical application. The data obtained on a heavy laboratory test block cannot be duplicated on a typical application. We feel it is more important for the customer to measure the actual frequency of the unit on the application and know the unit is performing to specifications than not knowing what performance path to expect, or worse believing the test block data should be obtained.

\*\*\*\*Decibel from A-scale at 1 meter and 80 PSI Note: Dimensions & data subject to change without notice.

### DIMENSIONS

	A		C*		L		W		H		D		E		F		G		I	J
	inch/mm		inch/mm		inch/mm		inch/mm		inch/mm		inch/mm	inch/mm		inch/mm		inch/mm		inch/mm	Inlet	Outlet
MLT-130 & MHI-130	2-3/4	70	1/4	6	3-1/2	89	1-7/8	48	2-1/2	64	1	25	1/2	13	1-1/8	29	1-7/16	37	1/8-NPT	1/4 NPT
MLT-190 & MHI-190	3-1/2	89	3/8	10	4-1/2	114	3-3/8	86	3-3/16	81	1-13/16	46	5/8	16	1-1/2	38	1-15/16	49	1/4-NPT	3/8-NPT
MLT-250 & MHI-250	4	102	3/8	10	5	127	3-1/2	89	3-3/8	86	2	51	5/8	16	1-11/16	43	2-1/4	57	1/4 NPT	3/8-NPT
MLT-320 & MHI-320	5	127	1/2	13	6-3/8	162	4	102	4-1/4	108	2	51	13/16	21	2-1/16	52	2-13/16	71	3/8-NPT	1/2-NPT
MLTSS-130 & MHISS-130	2-3/4	70	1/4	6	3-1/2	89	1-7/8	48	2-1/2	64	1	25	1/2	13	1-3/16	29	1-7/16	37	1/8-NPT	1/4 NPT
MLTSS-190 & MHISS-190	3-1/2	89	3/8	10	4-1/2	114	3-3/8	86	3-3/16	81	1-13/16	46	5/8	16	1-3/4	38	1-15/16	49	1/4 NPT	3/8-NPT
MLTSS-320 & MHISS-320	5	127	1/2	13	6	152	4	102	4-1/4	108	2	51	13/16	21	2-1/8	52	2-13/16	71	3/8-NPT	1/2-NPT

\*Bolt Size Note: Dimensions & data subject to change without notice.

